


**Hochgenauer Umgebungslichtsensor**  
**High Accuracy Ambient Light Sensor**  
**Lead (Pb) Free Product - RoHS Compliant**

**SFH 5711**



**Wesentliche Merkmale**

- Optohybrid mit logarithmischem Stromausgang
- Perfekt an die Augenempfindlichkeit ( $V_\lambda$ ) angepasst
- Niedriger Temperaturkoeffizient der Fotoempfindlichkeit
- Hohe Genauigkeit über weiten Beleuchtungsstärkebereich
- Automotive Freigabe

**Anwendungen**

- Anwendungen im Automobilbereich
- Sonnenlichtsensor / Fahrlichtkontrolle
- Steuerung von Displayhinterleuchtungen
- Mobile Geräte

**Features**

- Opto hybrid with logarithmic current output
- Perfect match to Human Eye Sensitivity ( $V_\lambda$ )
- Low temperature coefficient of spectral sensitivity
- High accuracy over wide illumination range
- Automotive qualified

**Applications**

- Automotive applications
- Sunlight sensor / head lamp control
- Control of display backlighting
- Mobile devices

Typ Type	Bestellnummer Ordering code	Ausgangsstrom, $E_v=1000\text{lx}$ , (white LED LW 541C) Output current, $I_{\text{OUT}} / \mu\text{A}$
SFH 5711-2/3 <sup>1)</sup>	Q65110A4513	27 - 32
SFH 5711-1/2 <sup>1)</sup>	on request	25 - 30
SFH 5711-3/4 <sup>1)</sup>	on request	29 - 34

<sup>1)</sup> Nur eine Gruppe innerhalb einer Verpackungseinheit, siehe Kenndaten.  
 Only one bin within one packing unit, see characteristics

**Grenzwerte**  
**Maximum Ratings**

Bezeichnung Parameter	Symbol Symbol	Wert Value	Einheit Unit
Betriebs- und Lagertemperatur Operating and storage temperature range	$T_{\text{stg}}$	- 40 ... + 100 <sup>1)</sup> - 40 ... + 85 <sup>2)</sup>	°C
Versorgungsspannung Supply voltage	$V_{\text{CC}}$	6	V
Ausgangsspannung Output voltage	$V_{\text{OUT}}$	< $V_{\text{CC}}$	V
Elektrostatische Entladung Electrostatic discharge Human Body Model according to EOS/ESD-5.1-1993	<i>ESD</i>	2	kV

1) if the device is handled according to JEDEC level 4

2) if the device is handled according to JEDEC level 3

**Empfohlener Arbeitsbereich**  
**Recommended Operating Conditions**

Bezeichnung Parameter	Symbol Symbol	Wert Value			Einheit Unit
		min.	typ.	max.	
Betriebsspannung Supply voltage	$V_{\text{CC}}$	2.3		5.5	V
Beleuchtungsstärke Illuminance $T_{\text{A}} = - 30 \text{ °C} \dots + 70 \text{ °C}$ $T_{\text{A}} = - 40 \text{ °C} \dots + 100 \text{ °C}$	$E_{\text{V}}$		3 ... 80k 10...80k		lx

Kennwerte ( $T_A = 25\text{ °C}$ )

## Characteristics

Bezeichnung Parameter	Symbol Symbol	Wert Value			Einheit Unit
		min.	typ.	max.	
Stromaufnahme, $E_V = 0$ Current consumption $V_{CC} = 2.5\text{ V}$ $V_{CC} = 5.0\text{ V}$	$I_{CC}$		410 420	500	$\mu\text{A}$
Stromaufnahme, $E_V = 1000\text{ lx}$ Current consumption, $E_V = 1000\text{ lx}$ $V_{CC} = 2.5\text{ V}$ $V_{CC} = 5.0\text{ V}$	$I_{CC}$		460 470	550	$\mu\text{A}$
Spektraler Bereich der Fotoempfindlichkeit Spectral range of sensitivity	$\lambda_{10\%}$		475 ... 650		nm
Wellenlänge der max. Fotoempfindlichkeit Wavelength of max. photosensitivity	$\lambda_{s\text{ max}}$	540	555	570	nm
Abmessung der bestrahlungsempfindlichen Fläche Dimensions of radiant sensitive area	$L \times B$  $L \times W$		0.4 x 0.4		mm x mm
Ausgangskapazität Output capacitance	$C_{OUT}$		3		pF
Transferfunktion Transfer function, s. Fig. 1	$G$	9.5	10	10.5	$\mu\text{A} / \text{dek}$ $\mu\text{A} / \text{dec}$
Abweichung der Ausgangskennlinie von der Logarithmierfunktion Deviation of outputcharacteristic from logarithmic function, s. Fig. 1	$L$	- 3		+ 3	%
Maximale Ausgangsspannung Maximum output voltage	$V_{OUT}$			$V_{CC}$ - 0.5	V
Einschaltzeit, $E_V = 1000\text{ lx}$ Power on time, $E_V = 1000\text{ lx}$ $V_{CC} = 0\text{ V} \rightarrow V_{CC}$	$t_{ON}$		0.1	1.2	ms
Antwortzeit, $R_L = 25\text{ k}\Omega$ , $C = 1\text{ nF}$ Response time, s. Fig. 2 $E_V = 100 \rightarrow 1000\text{ lx}$ $E_V = 1000 \rightarrow 100\text{ lx}$	$t_r / t_f$		0.03 0.1		ms

**Kennwerte ( $T_A = 25\text{ °C}$ )****Characteristics**

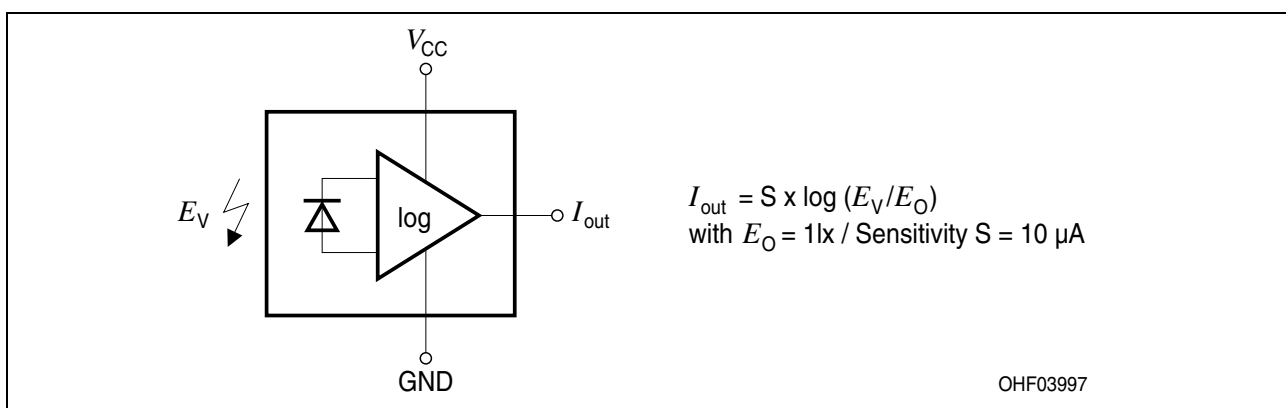
Bezeichnung Parameter	Symbol Symbol	Wert Value			Einheit Unit
		min.	typ.	max.	
Ausgangsgenauigkeit über Temperaturbereich <sup>1)</sup> Output accuracy over temperature range <sup>1)</sup> $E_V = 1000\text{ lx}$ $T_A = -40\text{ °C} \dots +100\text{ °C}$ $T_A = -30\text{ °C} \dots +70\text{ °C}$ $T_A = 0\text{ °C} \dots +50\text{ °C}$	$\Delta I_{OUT}$	- 2.0 - 1.5 - 0.7	$\pm 1.0$ $\pm 0.6$ $\pm 0.2$	+ 2.0 + 1.5 + 0.7	$\mu\text{A}$
Ausgangsdunkelstrom, $E_V = 0$ Output dark current	$I_{out}$		0.1	100	nA

<sup>1)</sup> Diese Werte entsprechen einer Photodiode mit einem TC von ungefähr 0.3 %/K.  
These values correspond to a photodiode with a TC of approximately 0.3 %/K.

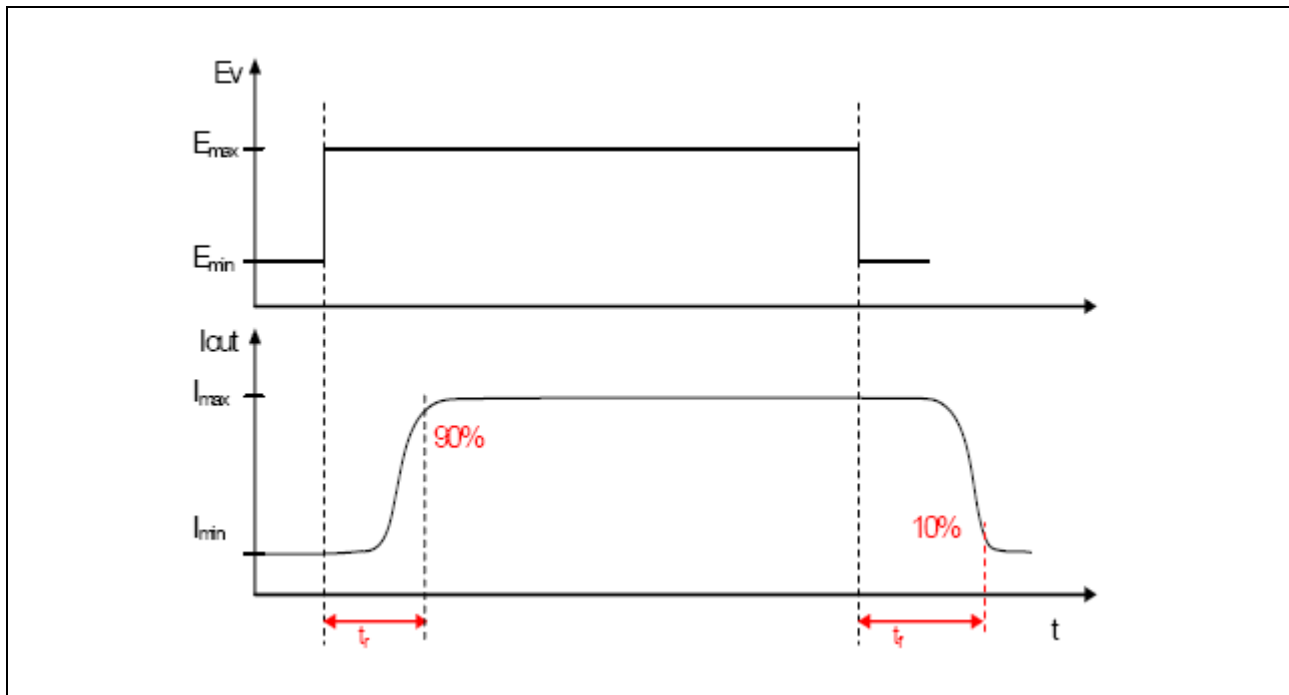
**Gruppierung ( $T_A = 25\text{ °C}$ )****Binning**

Bezeichnung Parameter	Symbol Symbol	Wert Value				Einheit Unit
		-1	-2	-3	-4	
Ausgangsstrom <sup>1)</sup> Output current $E_V = 1000\text{ lx}$ (white LED LW 541C)	$I_{out}$	25 ... 28	27 ... 30	29 ... 32	31 ... 34	$\mu\text{A}$

<sup>1)</sup>  $3\mu\text{A}$  Gruppenbreite entspricht einem Verhältnis von 1:2 in der Bestrahlungsstärke.  
 $3\mu\text{A}$  bin width is equivalent to a spread of 1:2 of the irradiance.



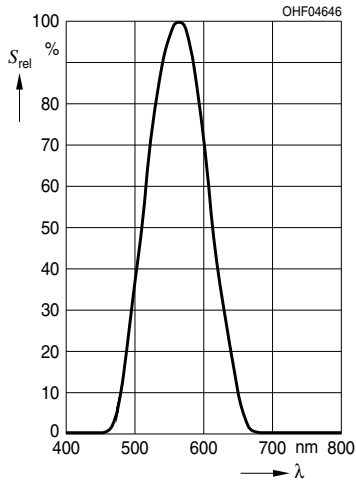
**Figure 1**      **Ersatzschaltbild**  
**Equivalent Circuit**



**Figure 2** Definition der Antwortzeit  
Definition of Response Time

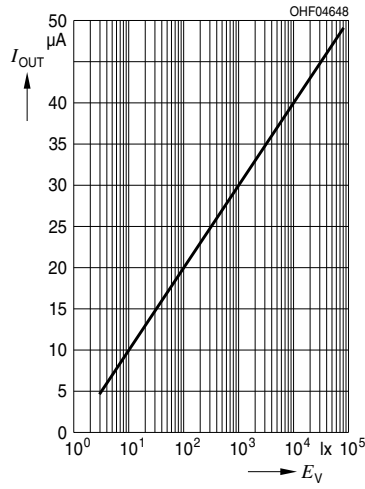
**Relative Spectral Sensitivity of photodiode**

$S_{rel} = f(\lambda)$



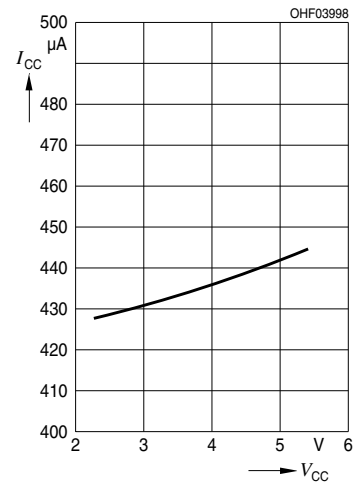
**Output Current**

$I_{OUT} = f(E_v)$



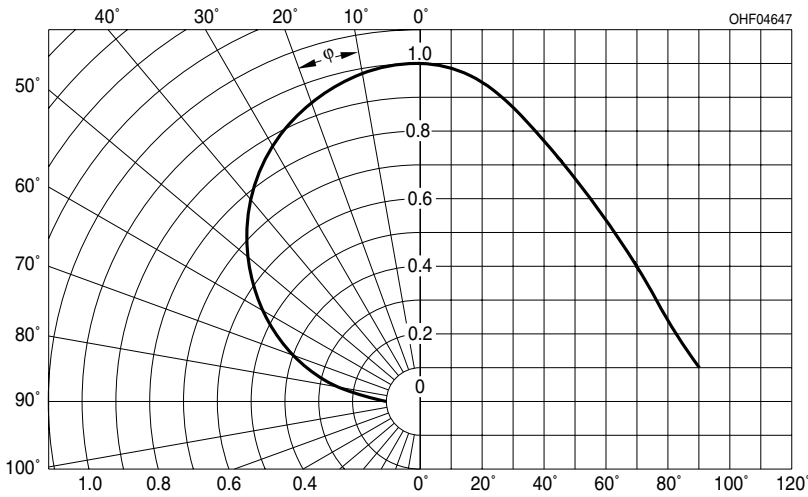
**Current Consumption**

$I_{CC} = f(V_{CC})$

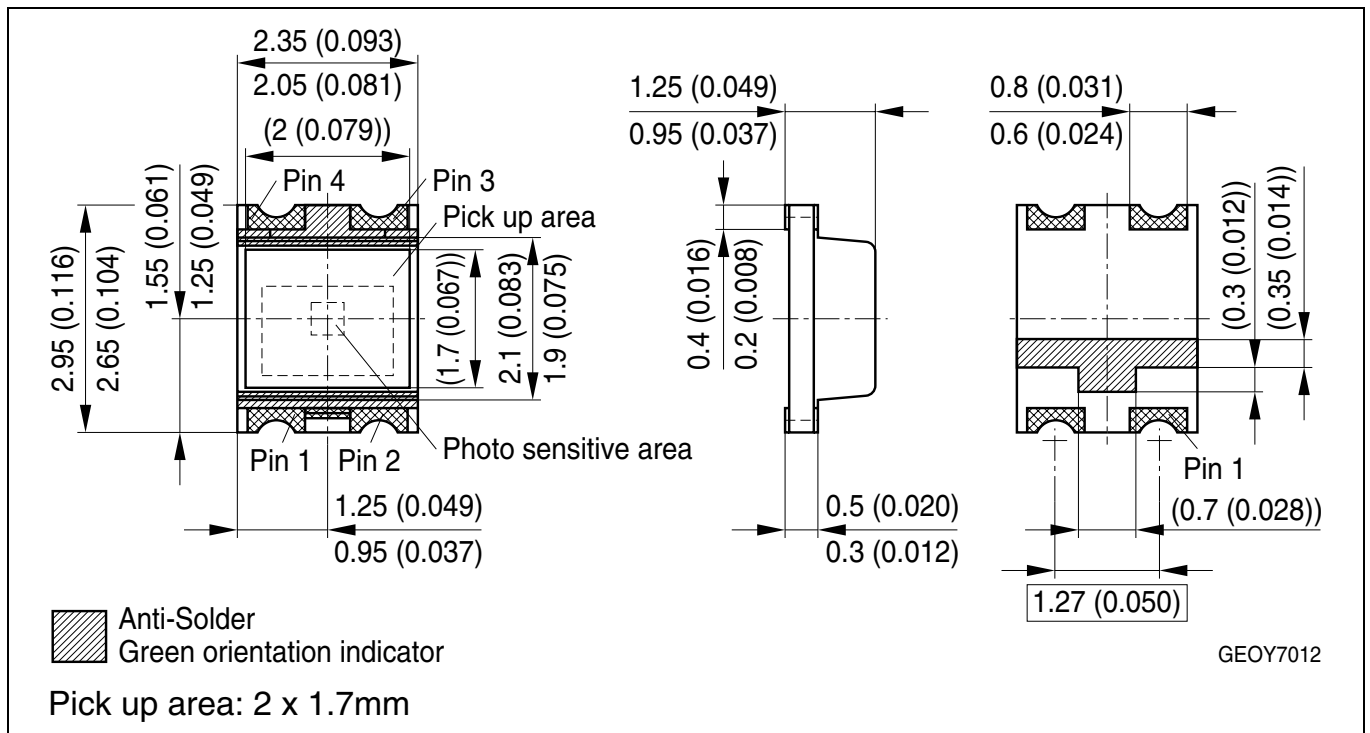


**Directional Characteristics**

$S_{rel} = f(\varphi)$



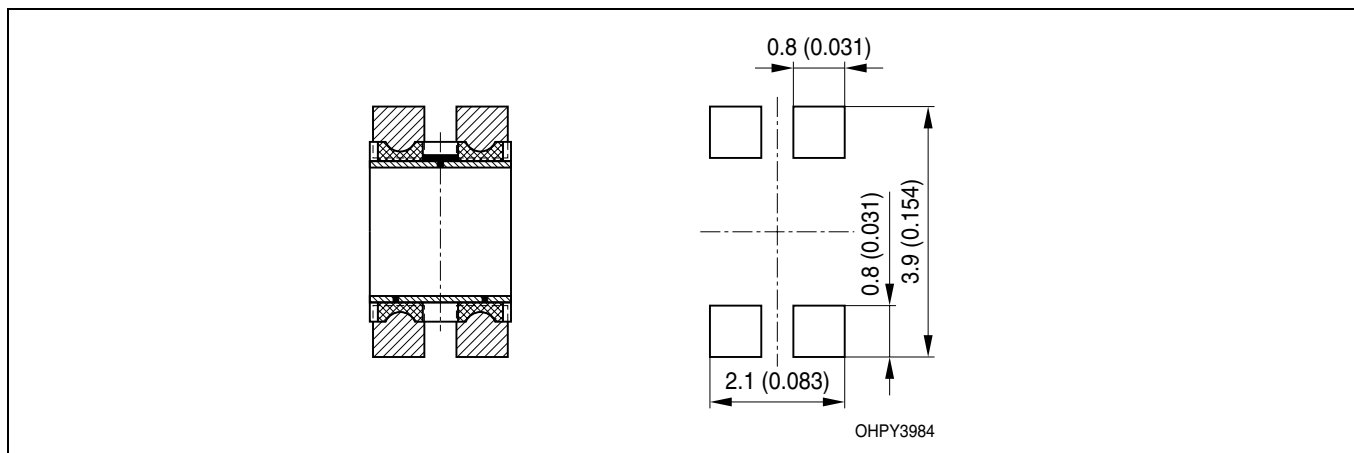
## Maßzeichnung Package Outlines



Maße in mm (inch) / Dimensions in mm (inch)

## Anschlußbelegung Pin configuration

Pin #	Description
1	GND
2	GND
3	V <sub>CC</sub>
4	I <sub>OUT</sub>

**Empfohlenes Lötpaddesign**  
**Recommended Solderpad Design**

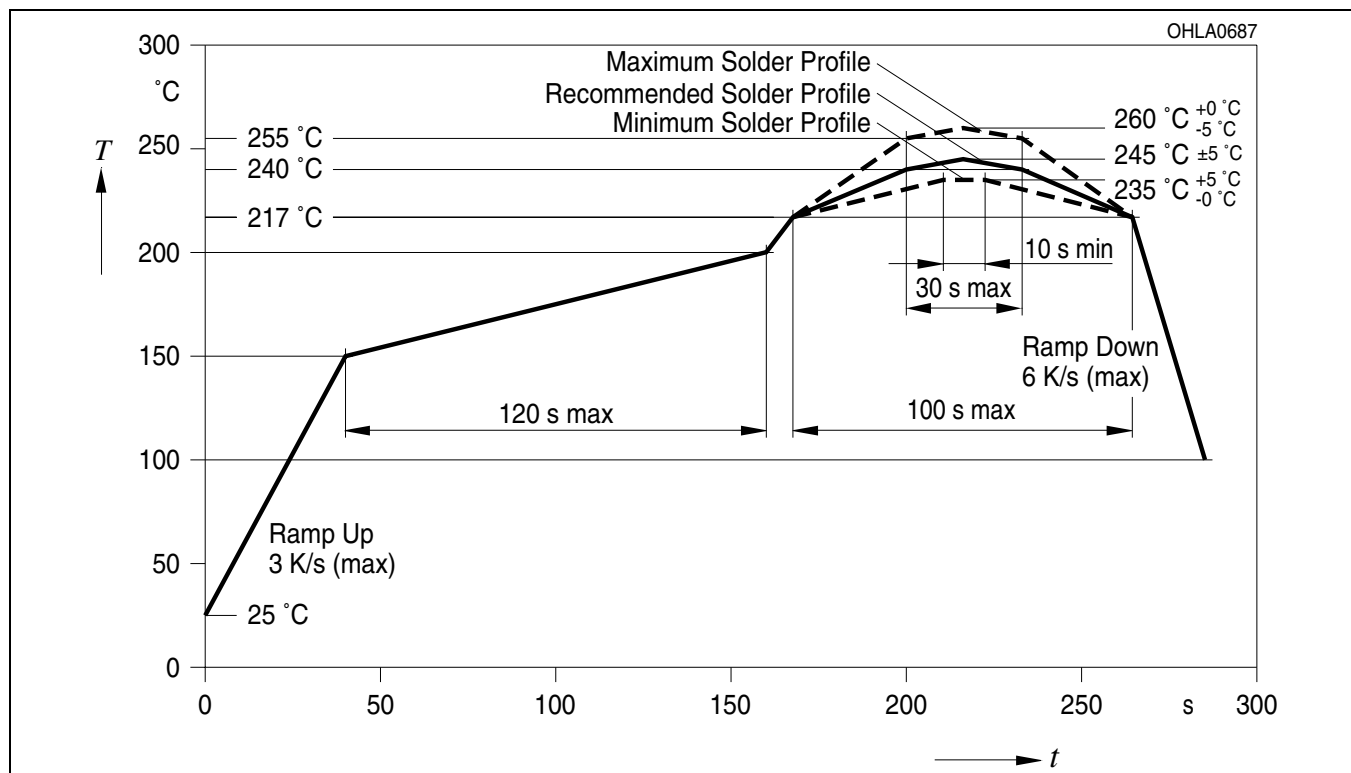
Maße in mm (inch) / Dimensions in mm (inch)



**Lötbedingungen**  
**Soldering Conditions**

**Reflow Lötprofil für bleifreies Löten**  
**Reflow Soldering Profile for lead free soldering**

Vorbehandlung nach JEDEC Level 3/4  
 Preconditioning acc. to JEDEC Level 3/4  
 (nach J-STD-020C)  
 (acc. to J-STD-020C)



Published by  
**OSRAM Opto Semiconductors GmbH**  
 Leibnizstraße 4, D-93055 Regensburg  
[www.osram-os.com](http://www.osram-os.com)  
 © All Rights Reserved.

The information describes the type of component and shall not be considered as assured characteristics. Terms of delivery and rights to change design reserved. Due to technical requirements components may contain dangerous substances. For information on the types in question please contact our Sales Organization.

**Packing**

Please use the recycling operators known to you. We can also help you – get in touch with your nearest sales office. By agreement we will take packing material back, if it is sorted. You must bear the costs of transport. For packing material that is returned to us unsorted or which we are not obliged to accept, we shall have to invoice you for any costs incurred.

**Components used in life-support devices or systems must be expressly authorized for such purpose!** Critical components<sup>1</sup>, may only be used in life-support devices or systems<sup>2</sup> with the express written approval of OSRAM OS.

<sup>1</sup> A critical component is a component used in a life-support device or system whose failure can reasonably be expected to cause the failure of that life-support device or system, or to affect its safety or effectiveness of that device or system.

<sup>2</sup> Life support devices or systems are intended (a) to be implanted in the human body, or (b) to support and/or maintain and sustain human life. If they fail, it is reasonable to assume that the health of the user may be endangered.

EU RoHS and China RoHS compliant product



此产品符合欧盟 RoHS 指令的要求；

按照中国的相关法规和标准，不含有毒有害物质或元素。

# Mouser Electronics

Authorized Distributor

Click to View Pricing, Inventory, Delivery & Lifecycle Information:

[Osram Opto Semiconductor:](#)

[SFH 5711-2/3-Z](#)